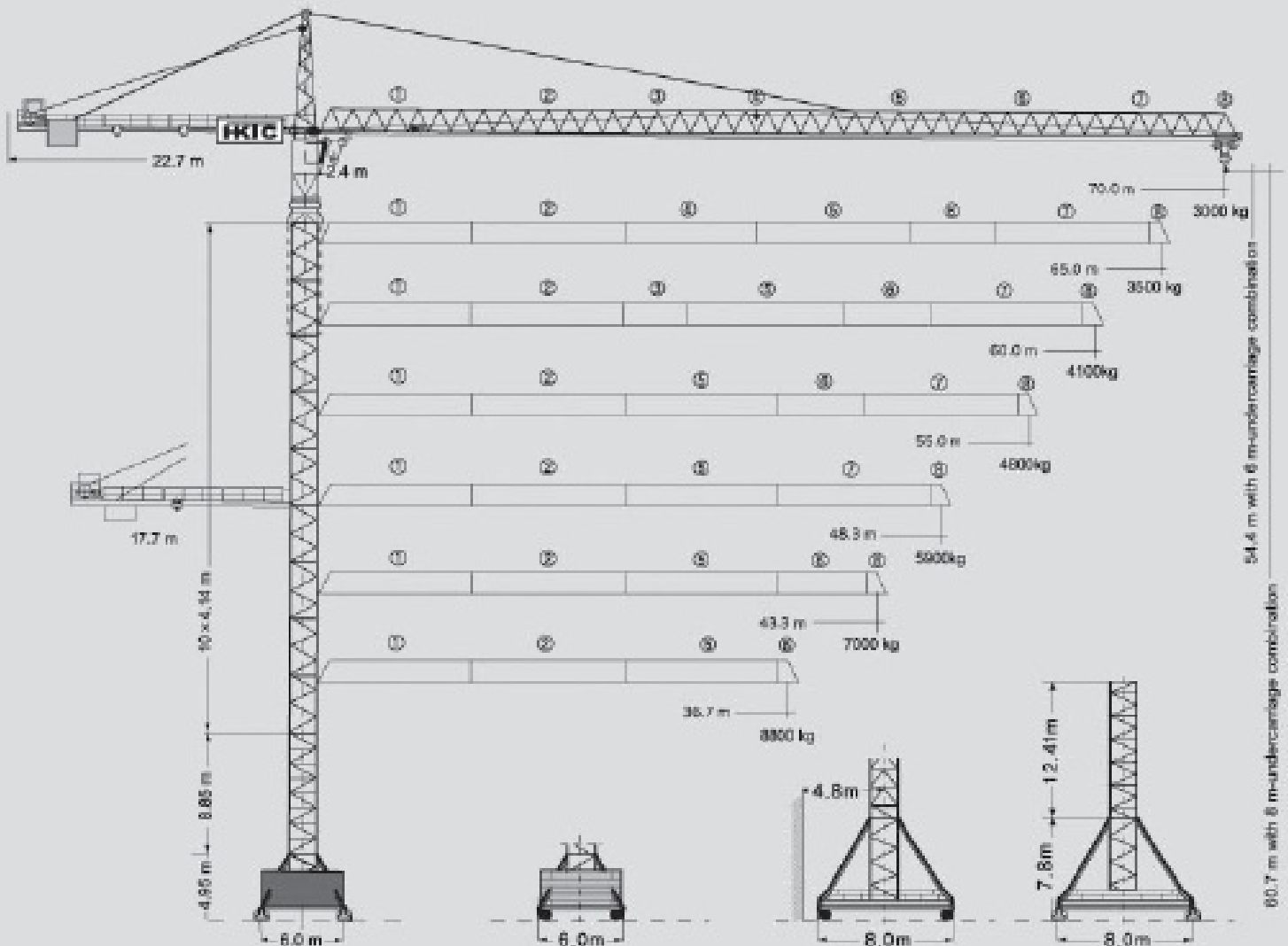


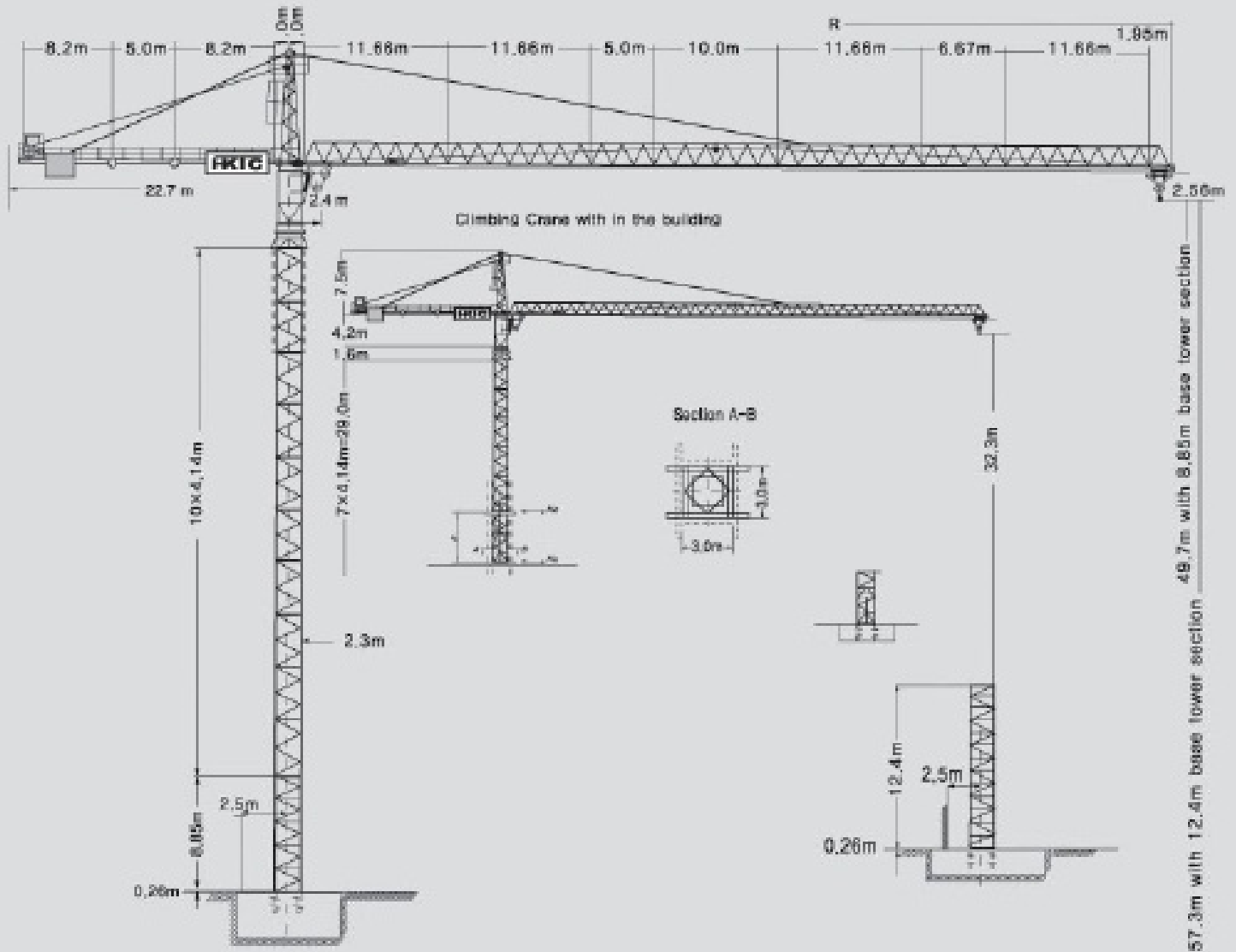
HanKook Tower Crane

290HC-H (708)

TOWER CRANE

with 6m- and 8m- undercarriage combination








scale 1 : 400

Hoisting height

	Data for type with 8m-undercarriage/8.85m base tower		Data for type with 8m-undercarriage/12.4m base tower	
Number of tower sections	Hoisting height		Hoisting height	
	stationary type	Travelling type	stationary type	Travelling type
	m	m	m	m
0	12.4	17.1	16.0	23.5
1	16.6	21.2	20.1	27.7
2	20.7	25.4	24.3	31.8
3	24.8	29.6	28.4	35.9
4	29.0	33.7	32.5	40.0
5	33.1	37.8	36.7	44.1
6	37.3	41.9	40.8	48.2
7	41.4	46.1	45.0	52.4
8	45.5	50.2	49.1	56.5
9*	49.7	54.4	53.2	60.7
10*	-	-	57.3	-

*Lower guide section after erection. / Further hoist heights on request.

Radius and capacity (with ultralift system)

Max s.w.l.		4000 kg. 						8000 kg.  / 4000 kg. 						
Jib		24	30	36	42	48	50	24	30	36	42	48	50	
Max s.w.l. range from 1, 6m to		24,0	30,0	33,9	33,2	33,0	32,5	16,1	18,0	17,6	17,2	17,0	17,0	
Radius (m.)	12	4000	4000	4000	4000	4000	4000	8000	8000	8000	8000	8000	8000	
	14	4000	4000	4000	4000	4000	4000	8000	8000	8000	8000	8000	8000	
	16	4000	4000	4000	4000	4000	4000	8000	8000	8000	8000	8000	8000	
	18	4000	4000	4000	4000	4000	4000	8000	8000	7946	7664	7098	7537	
	20	4000	4000	4000	4000	4000	4000	7279	7192	7068	6816	6347	6701	
	22	4000	4000	4000	4000	4000	4000	6547	6467	6356	6127	5731	6023	
	24	4000	4000	4000	4000	4000	4000	5840	5868	5765	5556	5463	5462	
	26		4000	4000	4000	4000	4000		5363	5269	5076	4990	4989	
	28		4000	4000	4000	4000	4000		4932	4845	4666	4587	4585	
	30		4000	4000	4000	4000	4000		4560	4479	4312	4238	4237	
	32			4000	4000	4000	4000			4160	4004	3935	3934	
	34				3979	3832	3767	3766			3879	3732	3667	3666
	36				3730	3592	3530	3530			3630	3492	3430	3430
	38					3377	3319	3318				3277	3219	3218
	40					3184	3129	3128				3084	3029	3028
	42					3010	2957	2957				2910	2857	2857
	44						2802	2801					2702	2701
	46						2660	2659					2560	2559
48						2530	2529					2430	2429	
50							2410						2310	

Data for rail-going crane

Wheel gauge	4,6m	Interior curve radius	8,5m
Track gauge	4,6m	Dead weight (max. hoisting height + radius)	48000kg

Packing List

Item	Quantity	Description	This list cannot be used for the calculation of the smallest transport volume.	Length m	Width m	Height m	Unit weight kg	Total weight kg
1	2	Rail bogie with drive		1.63 ()*	0.92 (0.94)	0.95 (0.97)	1450 (1080)	2900 (2160)
2	2	Rail bogie without drive		1.37 (1.15)	0.62 (0.60)	0.95 (0.97)	1255 (800)	2510 (1600)
3	1	Support arm long		9.10 (11.95)	0.80 (0.82)	0.95 (0.90)		1650 (2200)
4	2	Support arm short		1.37 (1.15)	0.62 (0.60)	0.95 (0.97)	1255 (800)	2510 (1600)
5	2+2 2+2	Border support		5.46-6.40 (7.52-7.46)	0.11-0.18 0.10-0.17	0.16-0.38 0.10-0.38	175-525 366-912	1400 2556)
6	4	Support strut		4.14 (6.55)	0.18 (0.22)	0.25 (0.25)	320 (600)	1320 (2400)
7	1	Guide section cpl		8.39	2.80	2.50		4070
8	1	Undercarriage tower section		3.73 (6.70)	2.62 (2.53)	2.62 (2.53)		2550 (3800)
9	9	Tower section		4.14	2.30	2.30	2260	20430
10	1	Slewing platform cpl, with ball slewing ring and ring support		6.24	2.74	2.57		9080
11	1	Tower head section		8.88	1.64	1.80		2560
12	1	Counter-jib head		8.06	2.42	0.92		2580
13	1	Counter-jib heel section and guying		8.44	1.77	0.92		2020
14	1	Intermediate counter-jib section		5.22	1.76	0.92		2580
15	1	Jib heel section and guying		12.02	1.84	1.96		2980
16	3	Intermediate jib section		12.02	1.63	1.87	2165 2070 1200	5435
17	2	Intermediate jib section		5.36 7.03	1.63	1.87	925 101.5	1840
18	1	Intermediate jib section		10.36	1.63	1.87		1864
19	1	Jib head		2.21	1.84	1.14		330
20	1	Trolley		1.89	1.93	1.20		335
21	1	Base tower section		8.85 (12.42)	2.30 (2.30)	2.30 (2.30)		4380 (7550)
22	1	Platforms		5.00	1.50	2.00		2300
23	1	Hydraulic system, supporting and climbing cross members		2.10	1.25	1.00		800
24	1	Long tower section		12.42	2.3	2.3		5520
25	1	Hoist gear frame		2.0	3.15	1.60		2400
26	1	Crate with small parts, ropes and foundation angle irons		1.1	1.0	1.24		3000

() * : Undercarriage Set 사용시 규정