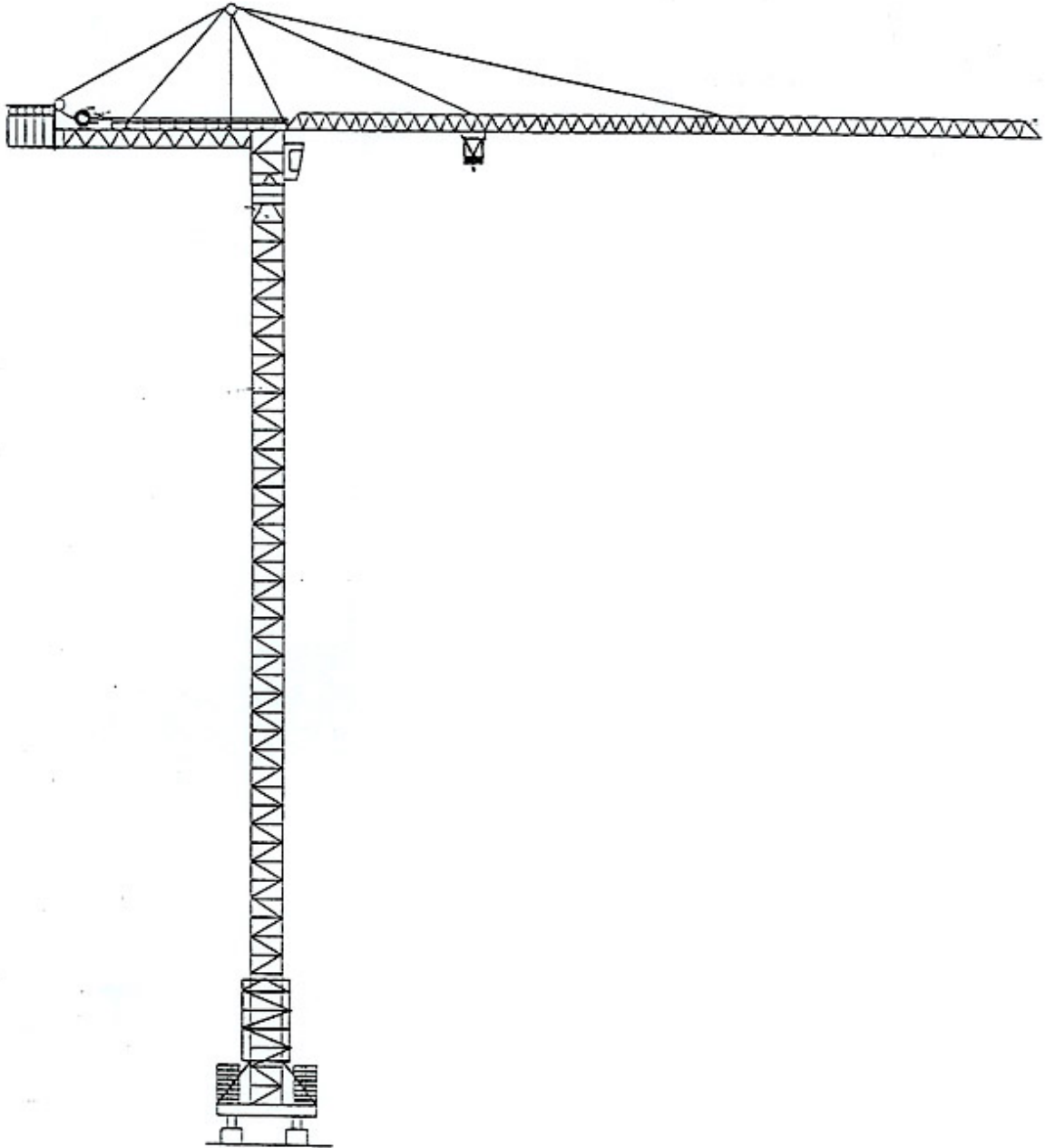


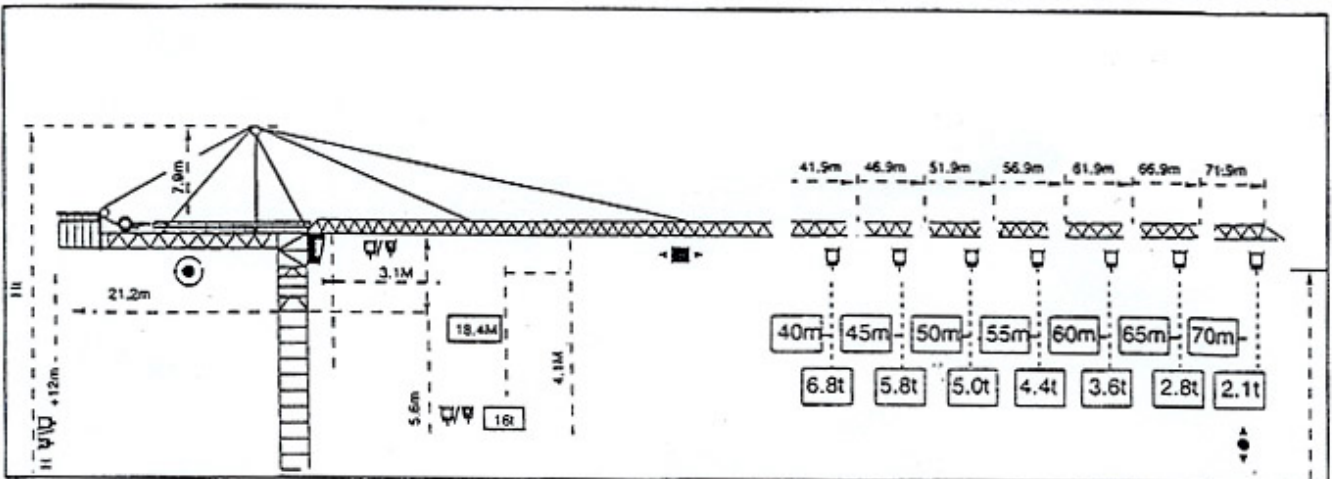
# TOPKIT HK40/21B



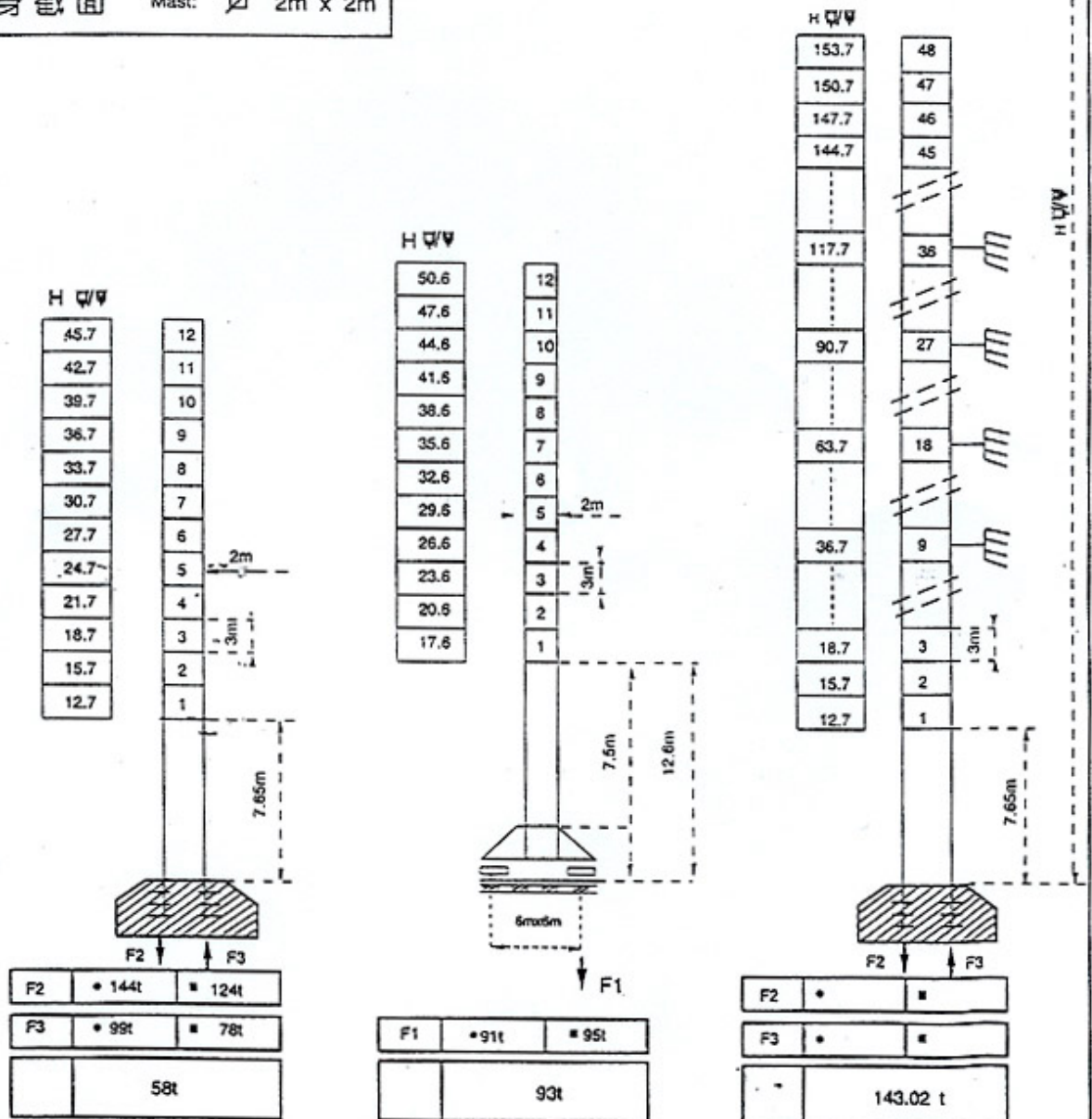
北京市建筑工程机械廠

BEIJING CONSTRUCTION ENGINEERING MACHINERY PLANT

# TOPKIT HK40/21B



## 塔身截面 Mast: $\square$ 2m x 2m
























F 反力 Reactions

• 工作状态 In service  
 ■ 非工作状态 Out of service

自重 Without Load and ballast  
 With Longest jib and maximum height.

機構特性 Mechanisms specification

					m/min	t		kw					
起升 Hoisting	標準型 Standard hoist winch	70RCS 40A 			0 - 30	8	550m > 550m 	51.5					
					0 - 60	4							
						0 - 15			16				
						0 - 30			8				
				選購型 Optional winch	120LMD 40S :: 					0 - 48	8	593	88
										0 - 96	4		
		0 - 192	2										
			0 - 24				16						
			0 - 48				8						
			0 - 96				4						
	雙幅 Trolleying			60PC54		6-23-45			4.4				
	迴轉 Slewing			OMD85		0.8 r.p.m			2 x 9				
行走 Traveling		 R > 12m	標準 Standard		15 - 30			4 x 3.7					
電源 Mains supply					~ 380V-50HZ / ~ 440V-60HZ								
供電容量 Necessary electric power					RCS:90KVA LMD:150KVA								

∴ 在這種情況下要同製造廠協商 Consult us



北京市建築工程機械廠

BEIJING CONSTRUCTION ENGINEERING MACHINERY PLANT

中國：北京東直門外南湖渠

電話：4363388 4361634

傳真：010-4361629

NAN HU QU, DONG ZHI MEN WAI, BEIJING, CHINA

TEL: 4363388, 4361634

FAX: 010-4361629

電報掛號：4700 北京

郵政編碼：100015

CABLE: 4700 BEIJING

POST CODE: 100015