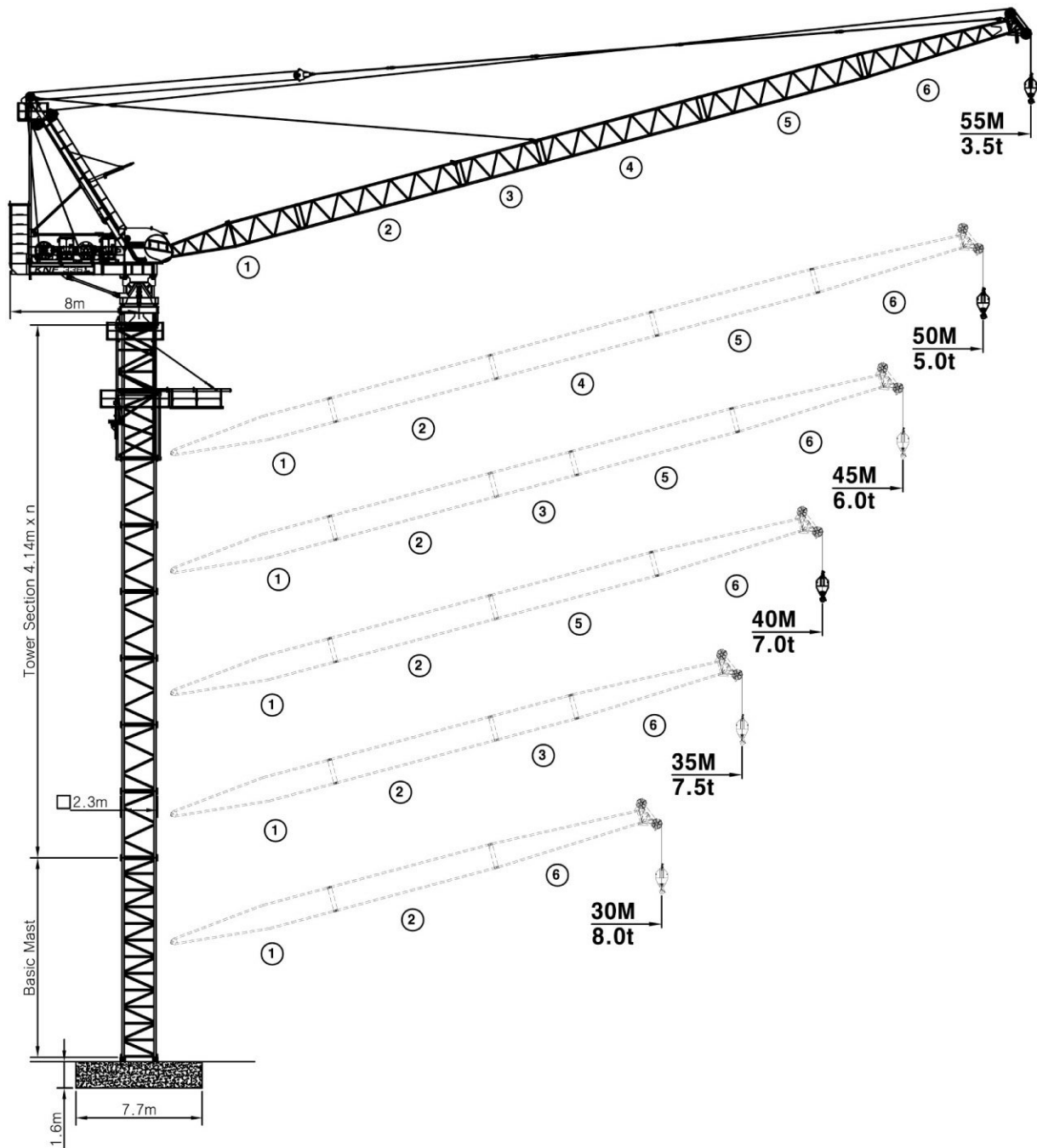














LUFFING TOWER CRANE

KNF336  INTEL TOWER






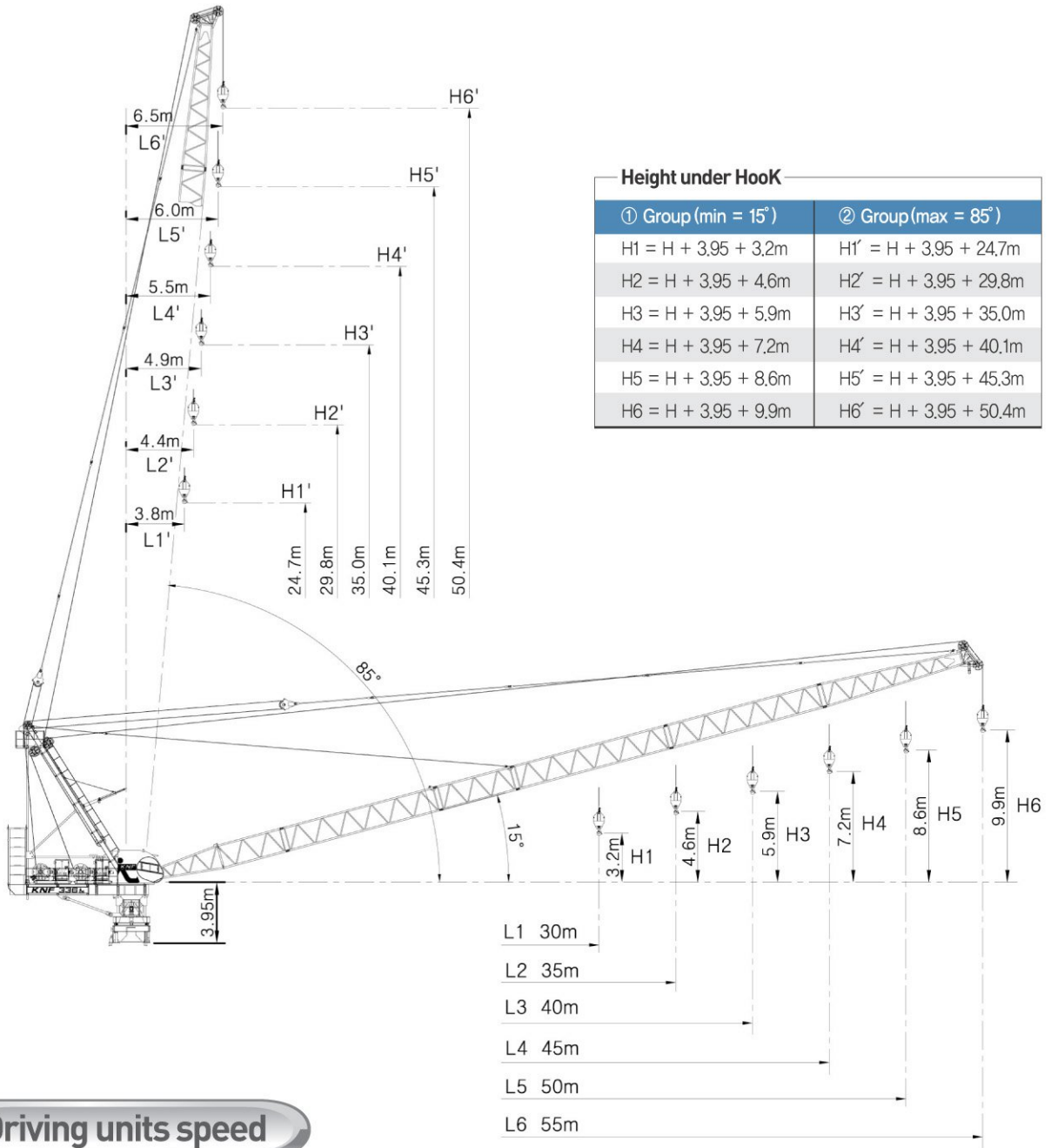
Radius and Load diagram

Length of Jib Radius(m)		MAX.Capacity (m / ton)	Radius and Load(m)															
			18	20	23	25	28	30	33	35	38	40	43	45	48	50	53	55
55m		6.5 ~ 25.0m 8.0ton	8.00	8.00	8.00	8.00	7.60	7.10	6.75	6.20	5.75	5.00	4.65	4.40	4.10	3.90	3.65	3.50
		6.0 ~ 28.7m 8.0ton	8.00	8.00	8.00	8.00	8.00	8.00	7.78	7.31	6.70	6.35	5.88	5.60	5.22	5.00		
50m		6.0 ~ 15.5m 16.0ton	13.58	12.08	10.33	9.39	8.23	8.00	7.78	7.31	6.70	6.35	5.88	5.60	5.22	5.00		
		5.5 ~ 29.2m 8.0ton	8.00	8.00	8.00	8.00	8.00	8.00	7.78	7.34	6.92	6.56	6.28	6.00				
45m		5.5 ~ 15.8m 16.0ton	13.83	12.31	10.53	9.57	8.40	8.00	7.78	7.34	6.92	6.56	6.28	6.00				
		4.9 ~ 31.5m 8.0ton	8.00	8.00	8.00	8.00	8.00	8.00	8.00	7.76	7.39	7.00						
40m		4.9 ~ 17.0m 16.0ton	15.03	13.39	11.46	10.43	9.17	8.46	8.00	7.76	7.39	7.00						
		4.4 ~ 32.0m 8.0ton	8.00	8.00	8.00	8.00	8.00	8.00	8.00	7.50								
35m		4.4 ~ 17.3m 16.0ton	15.31	13.64	11.68	10.64	9.35	8.63	8.00	7.50								
		3.8 ~ 30.0m 8.0ton	8.00	8.00	8.00	8.00	8.00	8.00										
30m		3.8 ~ 18.3m 16.0ton	16.00	14.49	12.42	11.32	9.96	9.20										
																		

Tower heights



Radius and hoisting height



Driving units speed

		m / min	ton		m / min	ton	kW	Drum	440V 60Hz Total motor output 180kW
Hoisting		42	8.00		21	16.0	81	450m Ø26	
		56	6.00		28	12.0			
		80	3.75		40	7.5			
		104	2.50		52	5.0			
		175	1.05		100	2.1			
Luffing		15° ~ 85° / 2.0min					81	300m Ø22	
Slewing		0.6rpm					8.6 × 2		

■ Packing List

Item	Quantity	Description	Length(mm)	Width(mm)	Height(mm)	Unit Weight(kg)	Total Weight(kg)
1	1	Box Type Anchor 	2300	2300	1700	1500	
2	1	Standard Base Mast 	2300	2300	12410	9340	
3	8	Mast 	2300	2300	4140	2753	22024
4	1	Telescopic Cage 	2710	2770	8382	6000	
5	1	Slewing & Cabin Mast 	2850	2677	2396	8213	
6	1	Hoist Winch 	2692	1950	1609	4800	
7	1	Luffing Winch 	2819	1950	1609	4900	
8	1	Cabin 	3000	1424	2305	1200	
9	1	A-Frame 	12455	1998	1840	5490	
10	1	A-Frame Strut 	9870	1890	537	1734	
11	1	Counter Jib 	9167	2283	1350	6238	
12	1	Counter Jib Loadbar 	3498	1870	240	1734	
13	1	Count Weight A 	2200	930	1310	5000	
14	5	Count Weight B 	3450	1000	600	5000	25000
15	1	Jib #1 	10553	1890	1722	2160	
16	1	Jib #2 	10523	1743	1620	1592	
17	1	Jib #3 	5353	1743	1620	875	
18	1	Jib #4 	10523	1620	1620	1570	
19	1	Jib #5 	10523	1620	1620	1570	
20	1	Jib #6 	10770	2120	1620	2297	
21	1	Hook 	726	410	1614	663	
22	1	Mobile Unit 	773	872	1131	635	
23	1	Boom Bumper 	3115	2005	261	491	



케이엔에프 중공업(주)

www.knf21c.co.kr

본사/공장 : 경남 창원군 계성면 광계리 산 26번지 Tel : 051-515-7823(대) Fax : 051-518-3637

서울사무소 : 경기도 성남시 분당구 구미동 18번지 시그마II 오피스텔 B-533 Tel : 031-712-6240(대) Fax : 031-712-6242

Head Office : 26, Kwangkye-Ri, Kyesung-Myun, Changnyeong-Gun, Gyeongsangnam-Do, KOREA

Tel. +82-51-515-7823 Fax. +82-51-518-3637

Seoul Office : #533 B-Dong Sigma II Officetel, #18 Kumi-Dong, Bundang-Gu, Seongnam-City, Gyeonggi-Do, KOREA

Tel. +82-31-712-6240 Fax. +82-31-712-6242