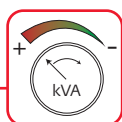
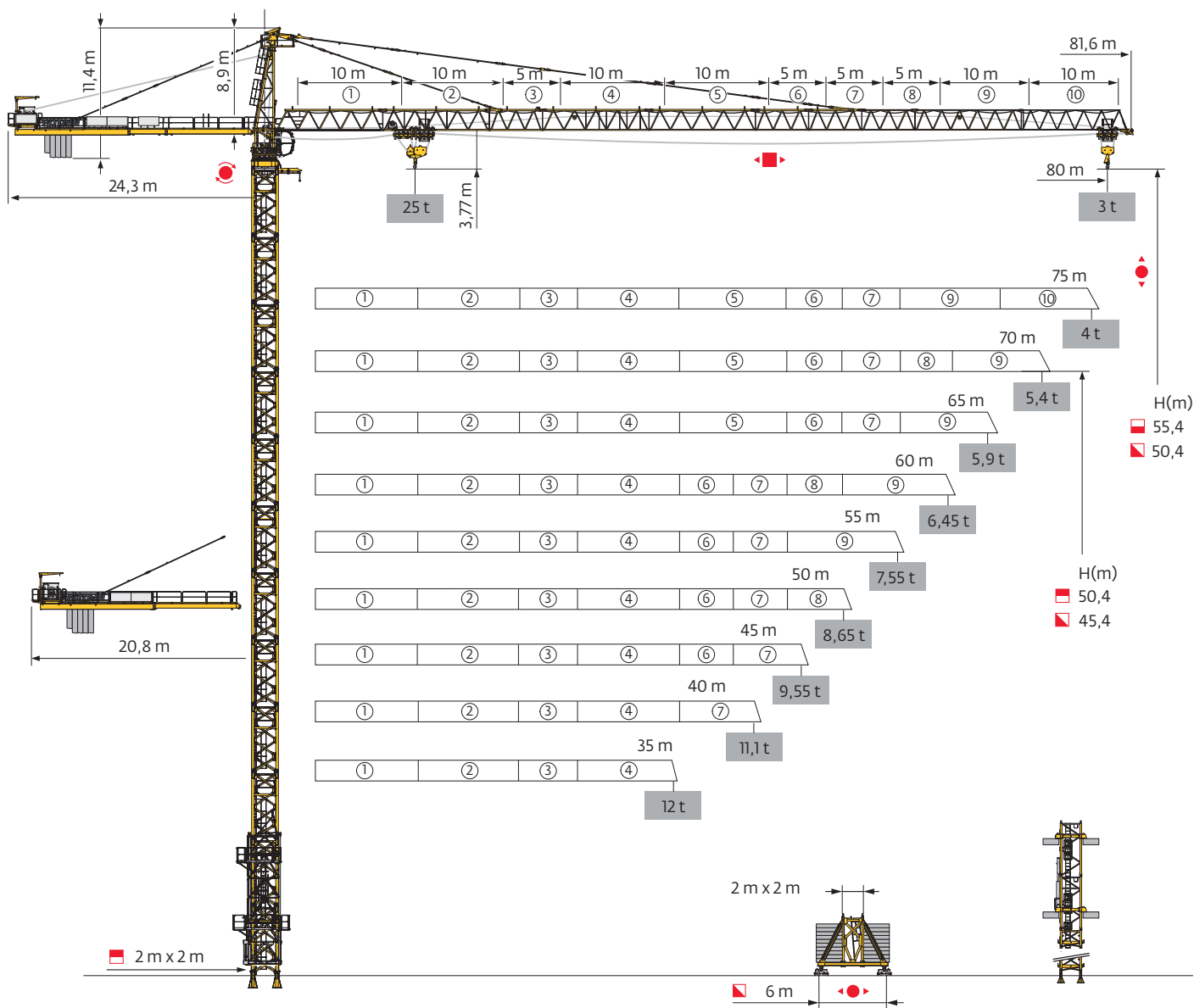


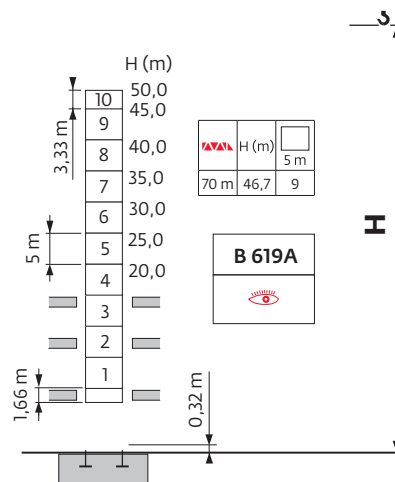
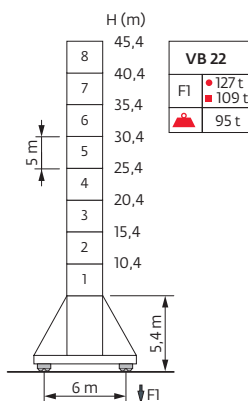
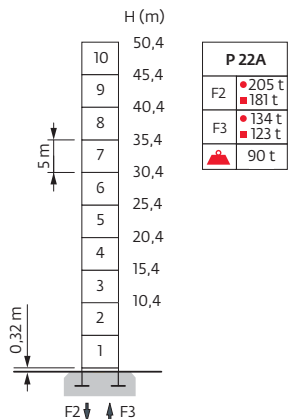
Potain MC 465



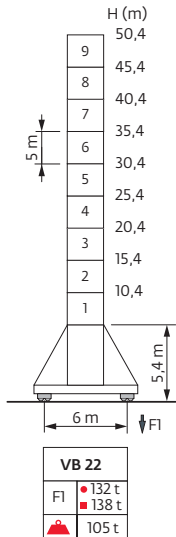
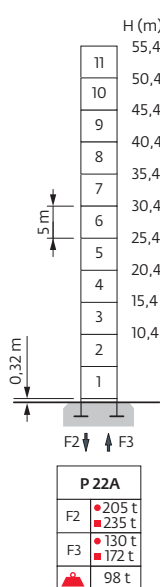
Mât - Réactions / Mast - Reaktionskräfte / Mast - Reactions / Mástil - Reacciones / Torre - Reazioni
 Tramo - Reações / Реакция опор мачты

□ 2 m

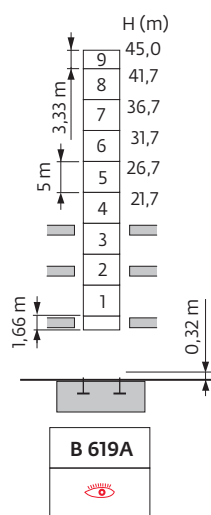
▲▲▲ 35 m → 70 m



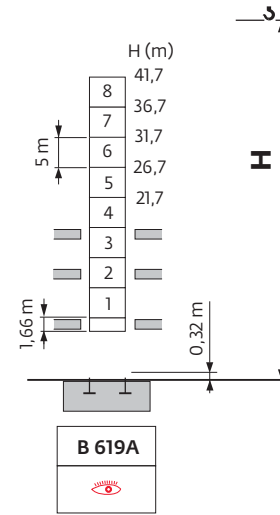
▲▲▲ 75 m → 80 m



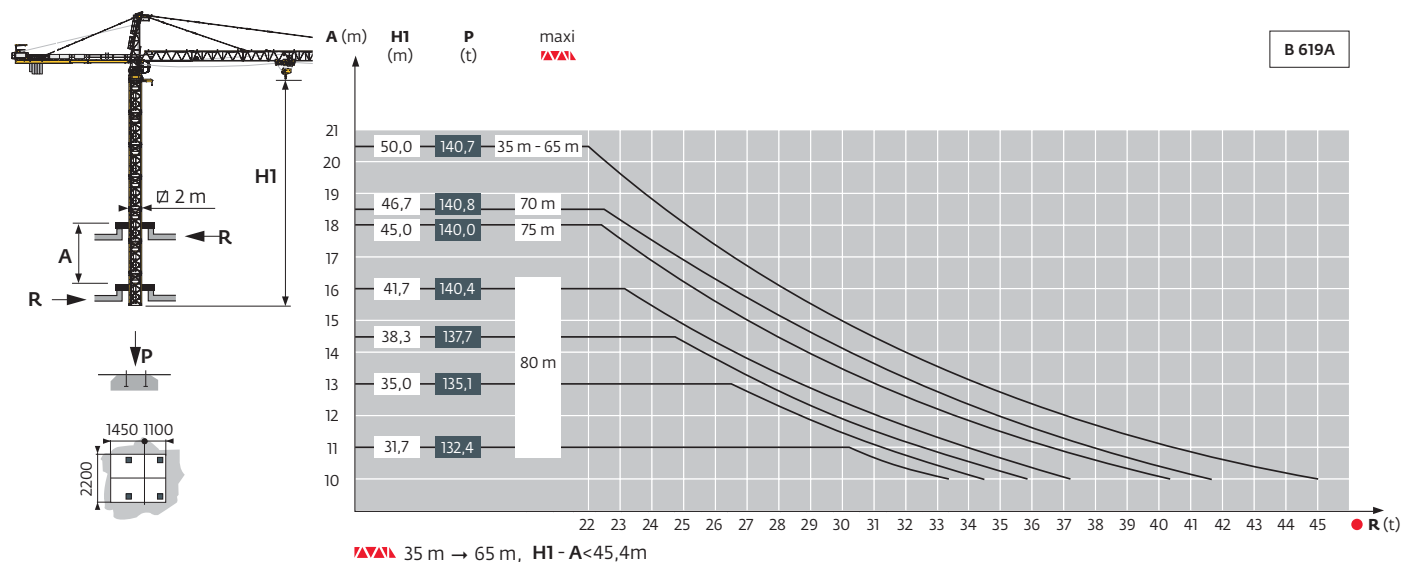
▲▲▲ 75 m



▲▲▲ 80 m



Télescopage sur dalles / Kletterkrane im Gebäude / Climbing Crane / Telescopage grua trepadora / Gru in cavedio
 Telescopagem sobre lajes / Кран, ползущий внутри здания

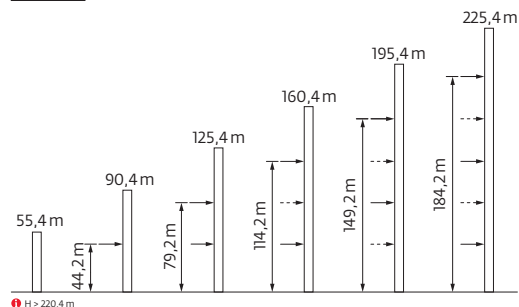
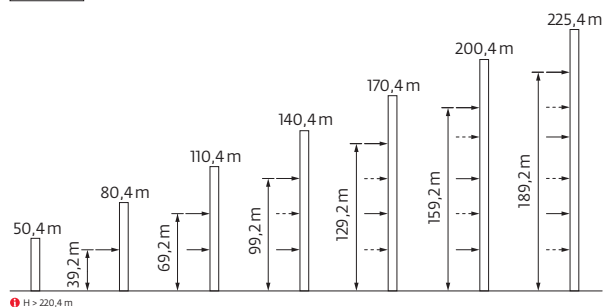


▲▲▲ 35 m → 65 m, HI - A < 45,4 m

Ancrages / Verankerungen / Anchorages / Anclajes / Ancoraggi
 Ancoragem / Анкера











P 22A  35 m → 70 m

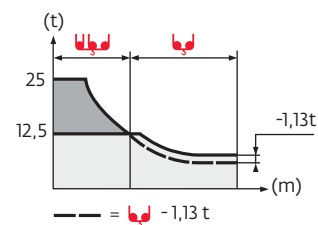
P 22A  75 m → 80 m













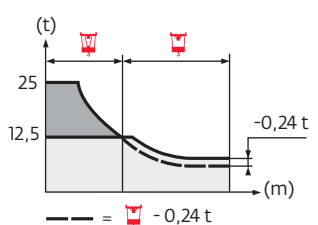
Courbes de charges / Lastkurven / Load curves / Curvas deargas / Curve di carico
 Curvas de carga / Кривые нагрузок











80m	3,75	▶	14,3	15	17	20	22	25	25,2	27,2	30	32	35	40	45	50	55	60	65	70	75	80	m
			25	23,6	20,3	16,7	14,8	12,6	12,5	12,5	11,1	10,3	9,3	7,9	6,8	5,9	5,2	4,6	4,2	3,7	3,4	3	t
75 m	3,75	▶	15,6	17	20	22	25	27	27,7	29,9	32	35	40	45	50	55	60	65	70	75			m
			25	22,6	18,6	16,6	14,2	12,9	12,5	12,5	11,6	10,4	8,9	7,7	6,8	6	5,3	4,8	4,3	4			t
70 m	3,75	▶	18	20	22	25	27	30	32,3	34,8	35	40	45	50	55	60	65	70					m
			25	22,2	19,8	17,1	15,6	13,7	12,5	12,5	12,4	10,7	9,3	8,2	7,3	6,6	5,9	5,4					t
65 m	3,75	▶	18,1	20	22	25	27	30	32,4	34,9	35	40	45	50	55	60	65						m
			25	22,2	19,9	17,1	15,6	13,7	12,5	12,5	12,5	10,7	9,3	8,2	7,3	6,6	5,9						t
60 m	3,75	▶	17,8	20	22	25	27	30	31,9	34,4	35	40	45	50	55	60							m
			25	21,8	19,5	16,8	15,3	13,5	12,5	12,5	12,2	10,5	9,1	8,1	7,2	6,45							t
55 m	3,75	▶	18,5	20	22	25	27	30	32	33,2	35,8	40	45	50	55								m
			25	22,9	20,5	17,6	16,1	14,1	13,1	12,5	12,5	11,0	9,6	8,5	7,55								t
50 m	3,75	▶	18,9	20	22	25	27	30	32	33,8	36,4	40	45	50									m
			25	23,4	20,9	18	16,4	14,5	13,4	12,5	12,5	11,2	9,8	8,65									t
45 m	3,75	▶	18,5	20	22	25	27	30	32	33,1	35,7	40	45										m
			25	22,8	20,4	17,5	16	14,1	13	12,5	12,5	11	9,55										t
40 m	3,75	▶	18,7	20	22	25	27	30	32	33,5	36,2	40											m
			25	23,2	20,7	17,8	16,3	14,3	13,2	12,5	12,5	11,1											t
35 m	3,75	▶	18,9	22	25	27	30	32	35														m
			25	21	18,1	16,5	14,5	13,4	12														t





80m	2,5	▶	14,5	15	17	20	22	25	26	26,5	30	32	35	40	45	50	55	60	65	70	75	80	m
			25	24	20,8	17,2	15,3	13,1	12,5	12,5	10,7	9,9	8,9	7,5	6,4	5,5	4,8	4,2	3,8	3,3	2,95	2,65	t
75 m	2,5	▶	15,9	17	20	22	25	27	28,6	29,1	32	35	40	45	50	55	60	65	70	75			m
			25	23,1	19,1	17,1	14,7	13,4	12,5	12,5	11,2	10	8,5	7,3	6,4	5,6	4,9	4,4	3,9	3,6			t
70 m	2,5	▶	18,4	20	22	25	27	30	33,3	33,9	35	40	45	50	55	60	65	70					m
			25	22,7	20,3	17,5	16	14,2	12,5	12,5	12	10,3	8,9	7,8	6,9	6,2	5,5	5					t
65 m	2,5	▶	18,4	20	22	25	27	30	33,4	34	35	40	45	50	55	60	65						m
			25	22,7	20,4	17,6	16,1	14,2	12,5	12,5	12,1	10,3	8,9	7,8	6,9	6,2	5,6						t
60 m	2,5	▶	19	20	22	25	27	30	32	34,5	35,1	40	45	50	55	60							m
			25	23,6	21,1	18,3	16,7	14,8	13,7	12,5	12,5	10,7	9,3	8,1	7,2	6,5							t
55 m	2,5	▶	19,7	20	22	25	27	30	32	35,8	36,3	40	45	50	55								m
			25	24,5	22	19	17,4	15,4	14,3	12,5	12,5	11,2	9,7	8,5	7,6								t
50 m	2,5	▶	19,9	22	25	27	30	32	36,2	36,8	40	45	50										m
			25	22,3	20,3	17,7	15,6	14,5	12,5	12,5	11,3	9,8	8,7										t
45 m	2,5	▶	20,1	22	25	27	30	32	36,6	37,2	40	45											m
			25	22,6	19,5	17,8	15,8	14,6	12,5	12,5	11,5	10											t
40 m	2,5	▶	20,2	22	25	27	30	32	36,8	37,4	40												m
			25	22,7	19,6	18	15,9	14,7	12,5	12,5	11,5												t
35 m	2,5	▶	20,4	22	25	27	30	32	35														m
			25	22,9	19,8	18,1	16	14,8	13,3														t



Lest de base / Grundballast / Base ballast / Lastre de base / Zavorra di base
 Lastro da base / Базовый Балласт

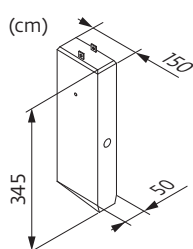
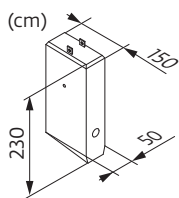
 2 m	VB 22 	 30 m → 70 m	H (m)  (t)	45,4	40,4	35,4	30,4	25,4	20,4	15,4	10,4	
					132	132	132	132	132	132	132	132
 2 m	VB 22 	 75 m → 80 m	H (m)  (t)	50,4	45,4	40,4	35,4	30,4	25,4	20,4	15,4	10,4
					108	108	108	108	108	108	108	108

Lest de contre-flèche / Gegenauslegerballast / Counter-jib ballast / Lastre de contra-flecha / Zavorra di controbraccio
 Lastro da contra lança / Противовес стрелы

	4000 kg	6000kg	 (kg)
80m	0	5	30000
75 m	1	4	28000
70 m	1	4	28000
65 m	2	3	26000
60 m	1	3	22000
55 m	2	2	20000
50 m	2	3	26000
45 m	1	3	22000
40 m	2	2	20000
35 m	1	2	16000



CBD - 4000 kg

CBC - 6000kg



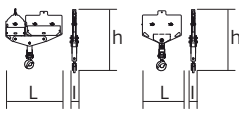

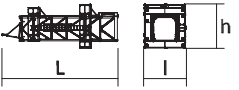
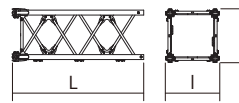
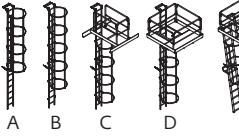
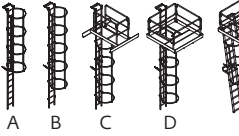
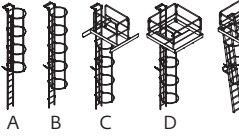
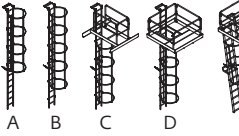
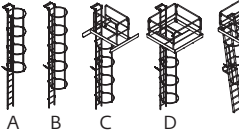
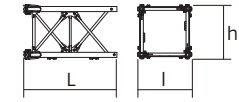
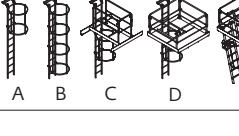
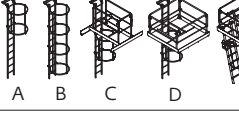
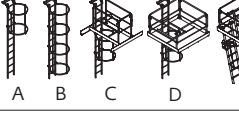
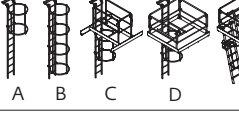
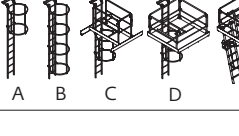
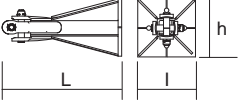
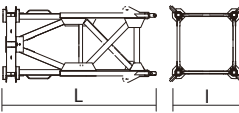
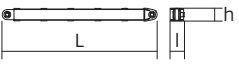
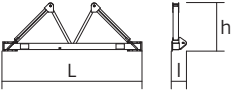
Encombremet et poids / Abmessungen und Gewicht / Dimensions and weight / Dimensiones y peso / Ingombro e peso
dimensões e pesos / габаритные размеры и вес

Partie tournante / Drehender Kranteil / Slewing crane part / Parte giratoria

Parte rotante / Parte rotativa / Поворотная часть :  80 m -  100 LVF



Partie tournante / Drehender Kranteil / Slewing crane part Parte giratoria / Parte rotante / Parte rotativa Поворотная часть	L (m)	l (m)	h (m)	kg (+/- 5%)	
Contre-flèche / Gegenausleger Counter-jib / Contra-flecha Controbraccio / Contra-lança Контр-стрела		10,925	2,1	0,8	3550
		4,0	1,95	0,7	950
		8,3	1,9	0,7	1,95
Porte-flèche / Auslegerträger Cathead / Porta-flecha Cuspide / Suporte de lança Оголовок		11,95	2,1	2,52	7400
cabine / Kabine cab / cabina cabina / cabina кабина	 V140S	3,4	1,9	2,57	1130
Pivot / Krankopf Towerhead/ Pivote Portaralla / Pivot Секция поворотной части	 RVF 183	2,56	2,81	2,54	8530
Treuil de levage (+ câble) / Hubwerk (+ Seil) Hoisting winch (+ rope) / Mecanismo de elevación (+ cabo) Argano di sollevamento (+ fune) Guincho de elevação (+ cabo) Подъемная лебедка (+ канатом)	 100 LVF 150 LVF GH 180 LVF GH	3,18 4,27 4,27	1,6 1,93 1,93	1,88 1,9 1,9	4455 9225 9225
Elément de flèche / Auslegerelement Jib section / Elemento de flecha Elemento di braccio / Elemento de lança Секция стрелы	 ①	10,2	2,02	2,36	3212
Elément de flèche / Auslegerelement Jib section / Elemento de flecha Elemento di braccio / Elemento de lança Секция стрелы	 ② ④ ⑤ ⑨ ⑩	10,355 10,345 10,454 10,149 10,126	1,9 1,9 1,9 1,9 1,9	2,252 2,232 2,219 1,986 1,95	3680 2105 1825 1270 895
Elément de flèche / Auslegerelement Jib section / Elemento de flecha Elemento di braccio / Elemento de lança Секция стрелы	 ③ ⑥ ⑦ ⑧	5,351 5,345 5,337 5,197	1,9 1,9 1,9 1,9	2,245 2,221 2,248 1,997	1445 1015 1150 760
Chariot / Laufkatze Trolley / Carrello Carro / Carro-distribuidor Тележка	 25t	4,1	2,19	1,16	1195
Chariot / Laufkatze Trolley / Carrello Carro / Carro-distribuidor Тележка	 12,5t	2,14	2,19	1,16	645

Partie tournante / Drehender Kranteil / Slewing crane part Parte giratoria / Parte rotante / Parte rotativa Поворотная часть		L (m)	I (m)	h (m)	kg (+/- 5%)	
Moufle / Hubflasche Pulley block / Aparejo Bozzello / Cadernal Полиспаст		25t	1,83	0,34	2,34	905
		12,5t	1,18	0,22	1,95	450
Equipement de télescopage / Teleskopierausrüstung / Telescoping equipment Equipo de telescopaje / Equipaggiamento di telescopaggio / Equipamento de telescopagem Оборудование для телескопирования						
Cage de télescopage / Teleskopwagen Telescopic cage / Jaula de telescopaje Gabbia di telescopaggio / Gaiola de telescopagem для телескопирования крана		P 22	11,5	4,21	4,36	8235
Mâture / Mastwerk / Masts Mástil / Torre / Coluna Мачты						
M619 A		□ 2 m	5,32	2,13	2,13	3517
		A	-	-	-	47
		B	-	-	-	55
		C	-	-	-	122
		D	-	-	-	165
		E	-	-	-	148
M619 C		□ 2 m	3,66	2,13	2,13	2492
		A	-	-	-	29
		B	-	-	-	41
		C	-	-	-	98
		D	-	-	-	140
		E	-	-	-	138
Bases / Kranbasen / Crane bases Bases / Basi / Bases Фундамент под кран						
Pieds de scellement / VerankerungsfüÙe Fixing angles / Pie de empotramiento Montante da annegare / Angulos fixadores анкера		P 22A R 22A	1,35 0,82	0,65 0,65	0,65 0,65	390 325
Mât-châssis / Grundmasteinheit Basic mast unit / Tramo-chassis Elemento base / Tramo-chassis Мачта для крепления к шасси		VB 22	5,01	2,41	2,41	4720
Haubans / Mastabstützungen Struts / Tornapuntas Puntoni / Escoras Растяжка		VB 22	4,51	0,29	0,29	420
Sommier / Unterwagenhälfte Half-bearer / Testero Testata / Estrutura base Траверса		VB 22	6,7	0,7	2,31	1600

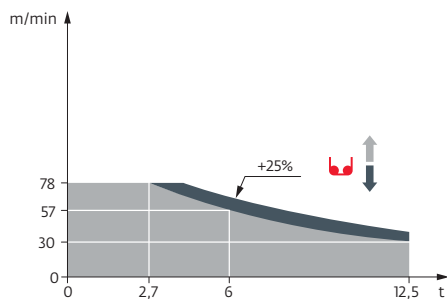
400 V - 50 Hz												ch - PS hp	kW	
	100 LVF 63 Optima	m/min t	0 → 30 12,5	40 9	57 6	78 2,7	0 → 15 25	20 18	28,5 12	39 5,4	100	75	726m	
	150 LVF 63 GH Optima	m/min t	44 12,5	76 6,5	101 4,4	138 2,7	191 1	23 25	42 13	60 8,8	84 5,4	96 3,6	150	110
	RVF183 Optima+	tr/min U/min -rpm	0 → 0,8								3x12	3 x9		
	10DVF 10	m/min	0 → 64 (25 t) - 0 → 100 (12,5 t) - 0 → 110 (6,25 t)								10	7,4		
	VB22 RT 664 A2B-2V	m/min	13,5 → 27								4 x7	4 x5,2		

CEI38 / IEC38	
400 V (+10% -10%) 50 Hz	100 LVF : 106 kVA 150 LVF GH : 146 → 86 kVA

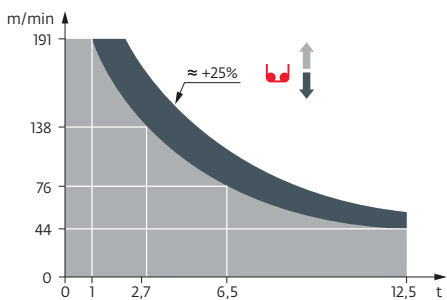
480 V - 60 Hz												ch - PS hp	kW	
	100 LVF 63 Optima	m/min t	0 → 30 12,5	40 9	57 6	78 2,7	0 → 15 25	20 18	28,5 12	39 5,4	100	75	726m	
	180 LVF 63 GH Optima	m/min t	53 12,5	92 6,5	121 4,4	164 2,7	191 1,6	28 25	51 13	71 8,8	92 5,4	96 5	180	132
	RVF183 Optima+	tr/min U/min -rpm	0 → 0,8								3x12	3 x9		
	10DVF 10	m/min	0 → 64 (25 t) - 0 → 100 (12,5 t) - 0 → 110 (6,25 t)								10	7,4		
	VB22 RT 664 A2B-2V	m/min	16 → 32								4 x8,4	4 x6,2		

IEC 60204-32	
480 V (+6% -10%) 60 Hz	100 LVF : 106 kVA 180 LVF GH : 170 → 98 kVA

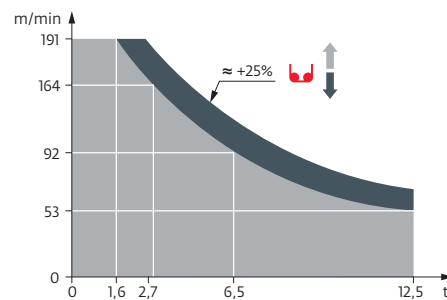
100 LVF 63 Optima



















150 LVF 63 GH Optima



















180 LVF 63 GH Optima



















FR

-  Appel de flèche
-  Réactions en service
-  Réactions hors service
-  A vide sans lest avec flèche et hauteur maximum
-  Poids total du lest
-  Camion 13,4 m
-  Conteneur High Cube 40"
-  Cadre d'ancrage serré
-  Cadre d'ancrage desserré
-  Levage
-  Distribution
-  Orientation
-  Translation
-  Puissance nominale
-  Fonction Power Control : vitesses levage «montée» adaptées à la puissance disponible
-  Nous consulter

















DE

-  Auslegerüberhöhung
-  Reaktionskräfte in Betrieb
-  Reaktionskräfte außer Betrieb
-  Gewicht ohne Last, ohne Ballast, mit Ausleger und max. Höhe
-  Ballast-Gesamtgewicht
-  Lkw 13,4 m
-  Container High Cube 40"
-  Fester Verankerungsrahmen
-  Loser Verankerungsrahmen
-  Heben
-  Katzfahren
-  Schwenken
-  Kranfahren
-  Nennleistung
-  Funktion Power Control : An die verfügbare Leistung angepasste Hubgeschwindigkeiten „Heben“
-  Auf Anfrage

















EN

-  Jib elevation
-  Reactions in service
-  Reactions out of service
-  Weight without load, without ballast, with jib and max. height
-  Total ballast weight
-  Lorry 13,4 m
-  Container High Cube 40"
-  Tightened anchorage frame
-  Loosened anchorage frame
-  Hoisting
-  Trolleying
-  Slewing
-  Travelling
-  Rated power
-  Power Control function: „Hoisting“ speeds adapted to the available power
-  Consult us

















ES

-  Elevación de la flecha
-  Reacciones en servicio
-  Reacciones fuera de servicio
-  Peso en vacío sin lastre, con flecha y altura máxima
-  Peso total del lastre
-  Camión 13,4 m
-  Contenedor High cube 40"
-  Marco de anclaje de apriete
-  Marco de anclaje de desapriete
-  Elevación
-  Distribución
-  Orientación
-  Traslación
-  Potencia nominal
-  Función Power control (control de la potencia): velocidades de elevación "arriba" adaptada a la energía disponible
-  Consultarnos

















IT

-  Inclinazione braccio
-  Reazioni in servizio
-  Reazioni fuori servizio
-  Peso a vuoto, senza zavorra, con braccio e altezza massimi.
-  Peso totale della zavorra
-  Camion 13,4 m
-  Container High Cube 40"
-  Quadro di ancoraggio stretto
-  Quadro di ancoraggio allentato
-  Sollevamento
-  Diritribuzione
-  Rotazione
-  Traslazione
-  Potenza nominale
-  Funzione Power Control : velocità del sollevamento « salita » adattate alla potenza elettrica disponibile
-  Consultateci

PT

-  Desvio da lança
-  Reações em serviço
-  Reações fora de serviço
-  Peso em vazio sem lastro com lança e altura máxima.
-  Peso total do lastro
-  Camião 13,4 m
-  Contentor 40"
-  Quadro de amarração apertado
-  Quadro de amarração solto
-  Elevação
-  Distribuição
-  Rotação
-  Translação
-  Potência nominal
-  Função Power control (controlo de potência): velocidades de elevação "subir" adaptada a energia disponível
-  Consultar-nos

RU

-  подъем стрелы
-  Реакция при работе
-  Реакция в покое
-  Вес пустого, без балласта, со стрелой, максимальной высоты.
-  Общий вес балласта
-  Ррузовой автомобиль 13,4 м
-  Контейнер повышенной вместимости длиной 40"
-  Прикрепленная анкерная рама
-  Отсоединенная анкерная рама
-  Подъем
-  Перемещение по стреле
-  Поворот
-  Перемещение крана
-  Номинальная мощность
-  Функция Power control: изменение скорости подъема в зависимости от мощности источника питания
-  Проконсультируйтесь у нас



Document commercial non contractuel. Pour toute information technique se référer à la notice correspondante.

Unverbindliches Vertriebsdokument. Für technische Informationen, siehe die entsprechenden Anweisungen.

This commercial document is not legally binding. For any technical information, please refer to the corresponding instructions.

Documento comercial no contractual. Para cualquier información técnica, ver la noticia correspondiente.

Documento commerciale non vincolante, per tutte le informazioni tecniche fare riferimento al catalogo istruzioni.

Documento comercial não contractual. Para qualquer informação técnica complementar consultar as respectivas instruções.

Этот коммерческий документ не является юридически обязательным. Для получения технической информации, см. соответствующие инструкции.



www.manitowoc.com

Americas
Manitowoc, Wisconsin, USA
 Tel: +1 920 684 6621
 Fax: +1 920 683 6277

Shady Grove, Pennsylvania, USA
 Tel: +1 717 597 8121
 Fax: +1 717 597 4062

Europe, Middle East, Africa
Ecully, France
 Tel: +33 (0)4 72 18 20 20
 Fax: +33 (0)4 72 18 20 00

China
Shanghai, China
 Tel: +86 21 6457 0066
 Fax: +86 21 6457 4955

Greater Asia-Pacific
Singapore
 Tel: +65 6264 1188
 Fax: +65 6862 4040

Ref. MC 465 2013 03 EN