



DAIJUNG JIB CRANE

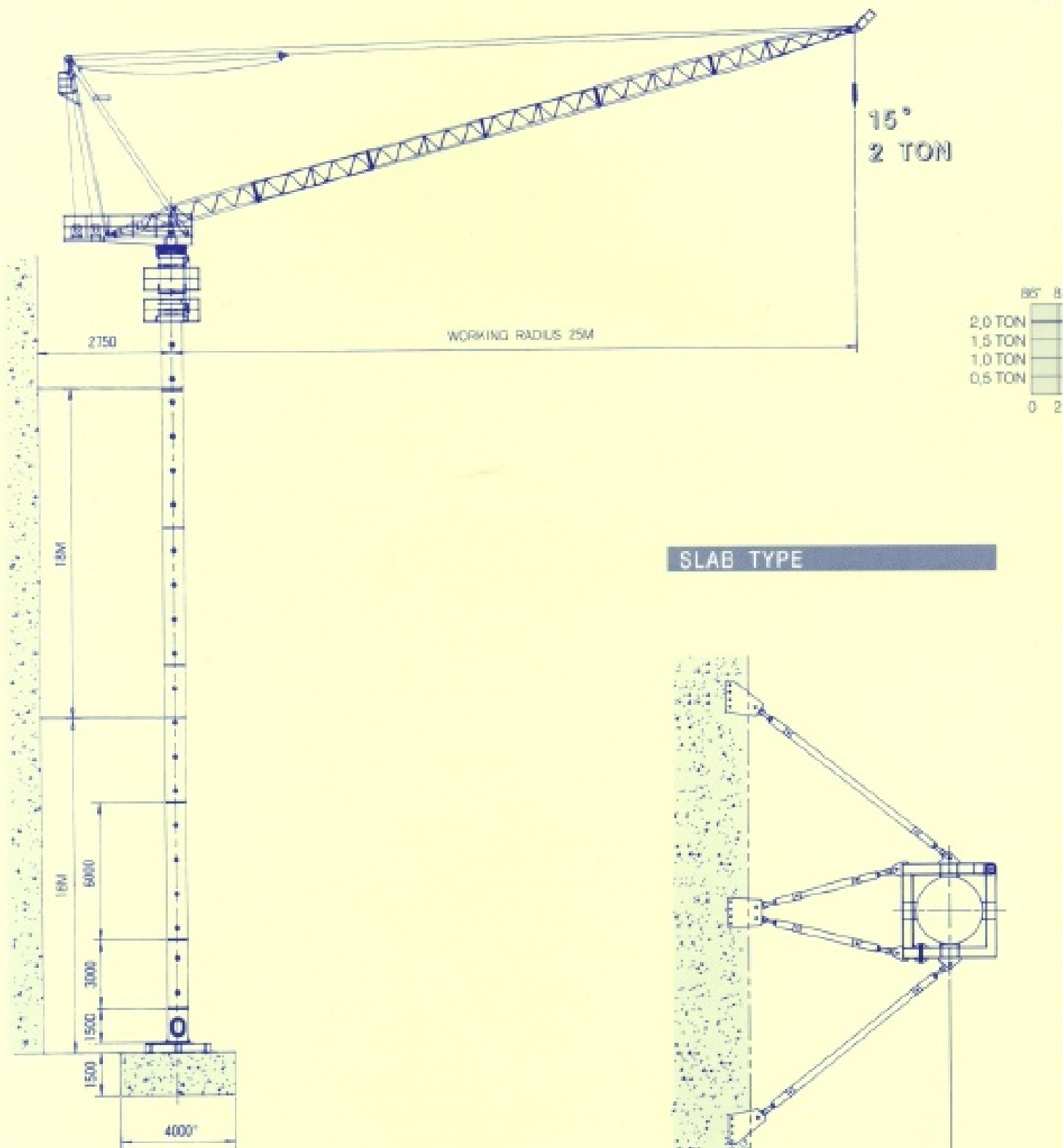


DJC 2025

DAIJUNG MACHINERY & INDUSTRY CO., LTD.

DJC 2025

LC






MAX. HEIGHT
110M



WORKING RADIUS
25M



HOISTING
20M/MIN



LOADING CAPACITY
2TON

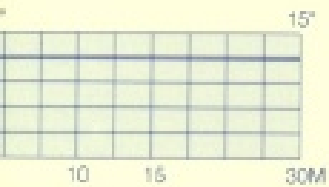


LUFFING
9.5/MIN

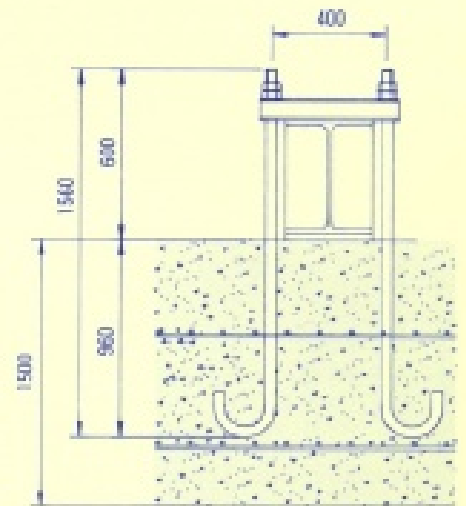
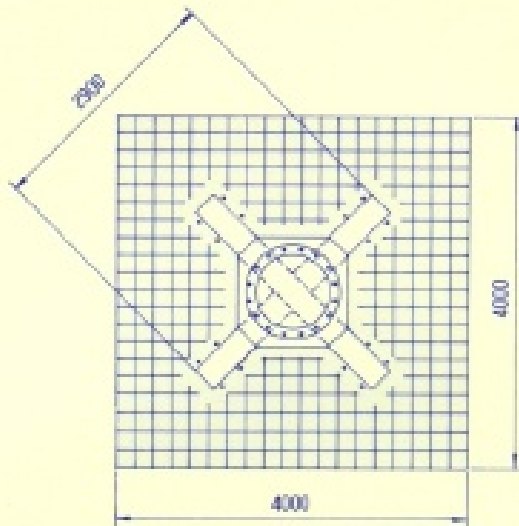


SLEWING
0.2° R.P.M

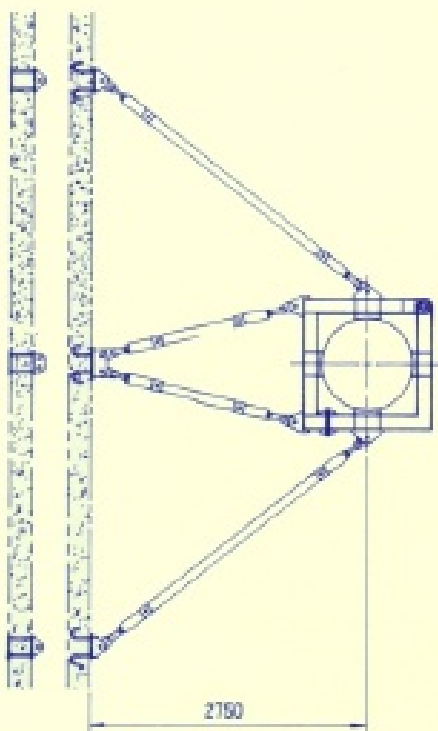
LOADING TABLE



FOUNDATION



WALL TYPE



CRANE SPECIFICATION

| DESCRIPTION | | SPECIFICATION |
|------------------|-----------|--|
| LOADING CAPACITY | | 2 TON |
| WORKING RADIUS | | 25 M |
| MAX. HEIGHT | | 120 M |
| POWER | HOISTING | 9.7 Kw |
| | LUFFING | 5.9 Kw |
| | SLEWING | 0.7 Kw |
| SPEED | HOISTING | 20 M / MIN. |
| | LUFFING | 22.1° / MIN. (9.1°M / MIN.) |
| | SLEWING | 0.2° RPM |
| MAST | WEIGHT | 1,860 Kg |
| | DIMENSION | 1914.1 × 6,000L / EA |
| POWER SOURCES | | 380V · 3PH · 60Hz |
| CLIMBING METHOD | | HYDRAULIC TYPE |
| SAFETY SYSTEM | | <ul style="list-style-type: none"> • OVER LOAD LIMIT S/W • HOOK OVER RUNNING LIMIT S/W • UP-DOWN LUFFING LIMIT S/W • SLEWING LIMIT S/W |

DJC 2025

| DESCRIPTION | | Q'TY | WEIGHT |
|-----------------|-------------------------------------|------|---------|
| BASE FRAME | BASE FRAME | 1 | 1,250Kg |
| BODY | SLEWING FRAME | 1 | |
| | LADDER | 1 | |
| | SLEWING GEAR | 1 | |
| | SLEWING STAND | 1 | |
| | CONTROL PANEL | 1 | |
| | LUFFING WINCH(5. th Kw) | 1 | |
| | LUFFING WIRE('12) | 110M | |
| | GANTRY FRONT | 1 | |
| | GANTRY REAR | 1 | |
| | HOISTING WINCH(9. th Kw) | 1 | |
| | HOISTING WIRE ROPE('10) | 220M | |
| | SUB TOTAL | | 5,156Kg |
| J B (BOOM) | LOWER BOOM | 1 | |
| | CENTER BOOM | 3 | |
| | TOP BOOM | 1 | |
| | LUFFING BLOCK | 2 | |
| | PENDANT WIRE('16) | 2 | |
| | HOOK BLOCK(2 nd) | 1 | |
| | SUB TOTAL | | 2,044Kg |
| CLIMBING UNIT | TOP & BOTTOM CLIMBING ASS'Y | 1 | 1,910Kg |
| MAST | STD.MAST('914x6M) | 1 | 1,860Kg |
| | LOWER MAST('914x3M) | 1 | 930Kg |
| | BOTTOM MAST('914x1.1M) | 1 | 500Kg |

* Specifications contained herein are subject to change without notice