



ISO 9001 : 2008
 ISO 14001 : 2004
 KSA 9001 : 2001



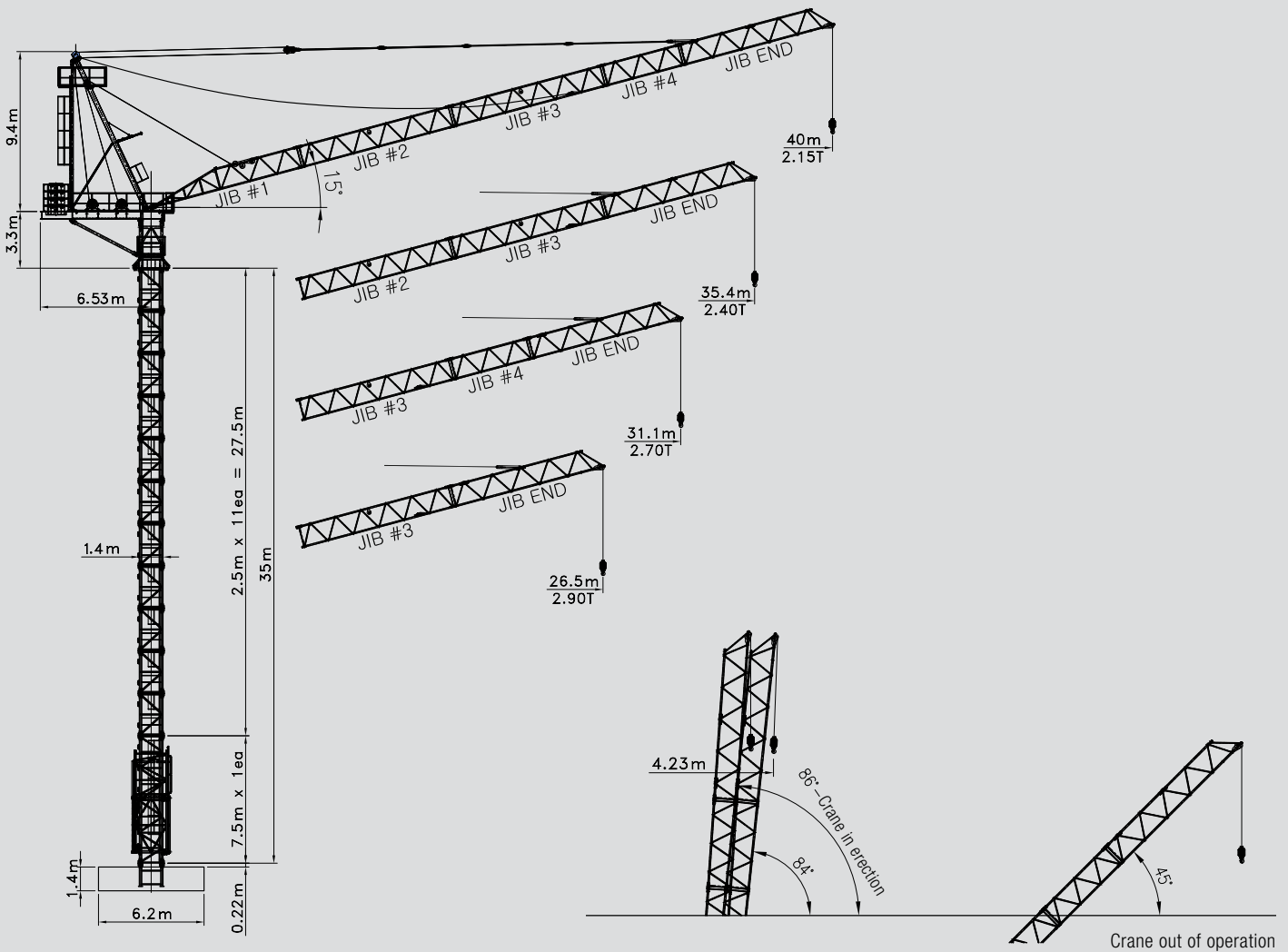
HanKook Crane & Tech

HanKook Crane & Tech

Tech

HanKook Crane & Tech

HKL 340 LUFFING CRANE











HANKOOK CRANE & TECH

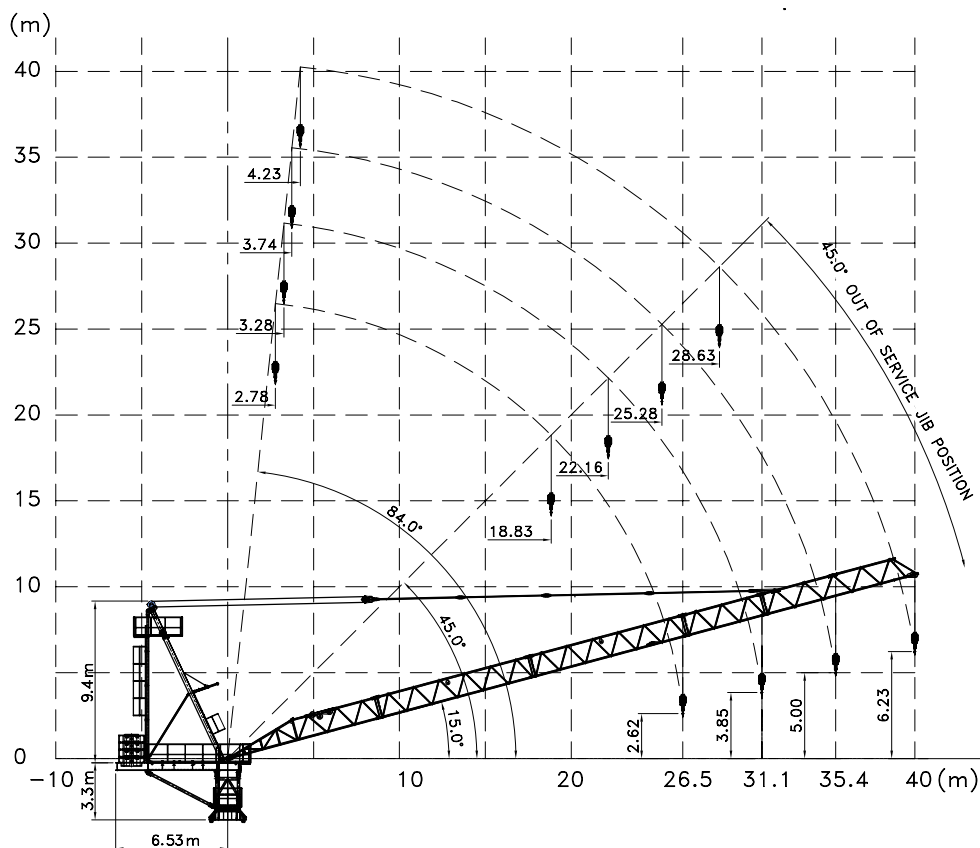
HKL 340

LUFFING CRANE

Radius and capacity

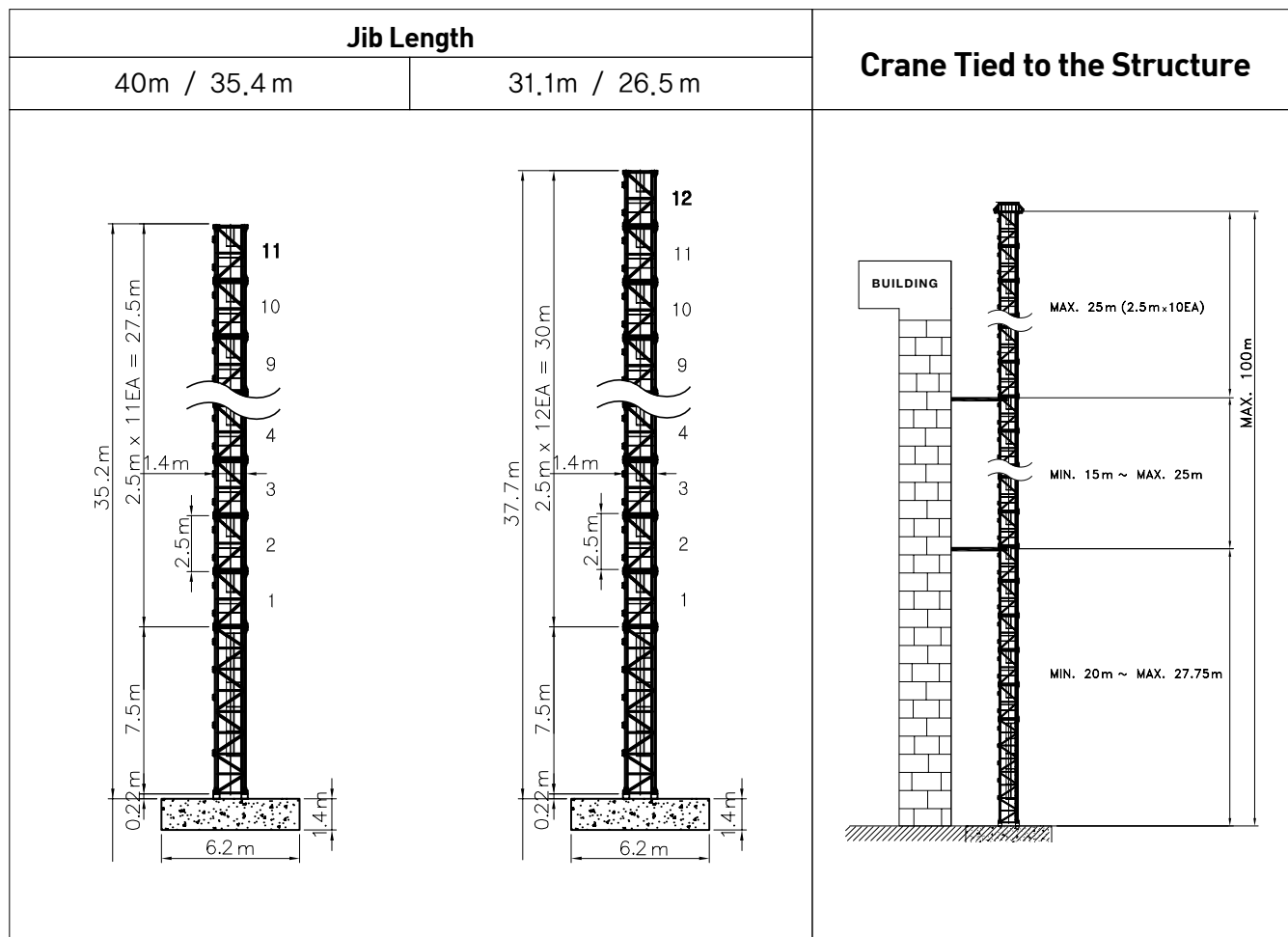
Length of jib Radius	MAX capacity (m/kg)	Fall	Radius and capacity								
			26.5	28	29	30	31.1	33	35.4	38	40
40.0 m 	4.2 - 27 2900		2900	2810	2720	2640	2550	2450	2330	2210	2150
35.4 m 	3.7 - 28 2900		2900	2900	2800	2710	2630	2530	2400		
31.1 m 	3.3 - 29 2900		2900	2900	2900	2780	2700				
26.5 m 	2.8 - 26.5 2900		2900								

Radius and Hoisting height



Technical data

Hoisting height



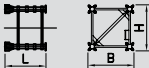
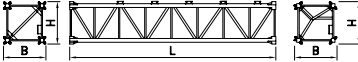

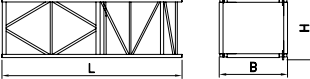
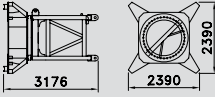
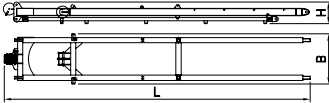
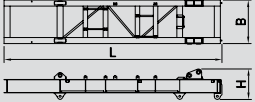
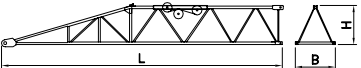
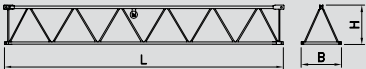
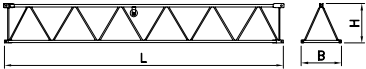
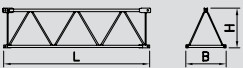
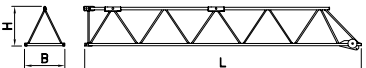
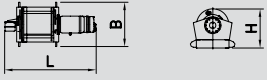
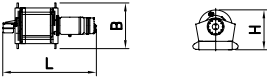

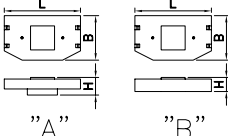

Speeds

		m/min	ton	kW		
Hoisting		27 54	2.9 1.5	22	208 m Ø 12	AC 380V 50 / 60 Hz
Luffing		15° ~ 86° / 33.2 m/min		22	140 m Ø 16	
Slewing		0.55 sl./min		3.7 x 2		

※ Total motor output 51.4 kW



HKL 340 PACKING LIST

ITEM	QUANTITY	DESCRIPTION	LENGTH (m)	WIDTH (m)	HIGHT (m)	UNT WEIGHT (kg)	TOTAL WEIGHT (kg)	
1	1	FOUNDATION ANCHOR		1,37	1,55	1,55	600	600
2	1	BASIC TOWER SECTION		7,5	1,55	1,55	3523	3523
3	11	TOWER SECTION		2,5	1,55	1,55	1039	11429
4	1	GUIDE SECTION		6,05	2,3	2,13	5230	5230
5	1	TURN TABLE		3,17	2,39	2,39	4915	4915
6	1	A-FRAME		10,27	1,69	0,73	2676	2676
7	1	COUNTER JIB		7,26	1,46	1,02	3337	3337
8	1	JIB (#1)		9,42	1,35	1,32	1422	1422
9	1	JIB (#2)		9,36	1,35	1,32	650	650
10	1	JIB (#3)		9,36	1,35	1,32	677	677
11	1	JIB (#4)		4,86	1,35	1,32	362	362
12	1	JIB END		9,22	1,35	1,32	701	701
13	1	HOIST WINCH		1,67	0,81	0,71	720	720
14	1	LUFFING WINCH		1,67	0,81	0,71	720	720
15	1	HOOK		1,19	0,96	0,40	250	250
16	4	BALLAST BLOCK		2,54	1,48	A:0,59 B:0,47	3300	13200
17	1	PANEL		1,21	0,64	1,78	200	200